

WOU Drumline Warmups

8-8-16's, Doublebeat, 16th Note Timing,
Triplet Diddle

Ben Protheroe

8-8-16's

4/4

R L R

Detailed description: This musical notation is for a warmup exercise in 4/4 time. It consists of four measures. The first measure has a right-hand drum (R) playing a quarter note followed by an eighth note. The second measure has a left-hand drum (L) playing a quarter note followed by an eighth note. The third measure has a right-hand drum (R) playing a quarter note followed by an eighth note. The fourth measure has a right-hand drum (R) playing a quarter note followed by an eighth note. The notes are beamed together in pairs.

5

Doublebeat

L R L R

Detailed description: This musical notation is for a warmup exercise in 4/4 time. It consists of four measures. The first measure has a left-hand drum (L) playing a quarter note followed by an eighth note. The second measure has a right-hand drum (R) playing a quarter note followed by an eighth note. The third measure has a left-hand drum (L) playing a quarter note followed by an eighth note. The fourth measure has a right-hand drum (R) playing a quarter note followed by an eighth note. The notes are beamed together in pairs. A double bar line with repeat dots is at the end of the fourth measure, followed by a double bar line with repeat dots and a right-hand drum (R) playing a quarter note followed by an eighth note.

10

Doublebeat Split

L R L R

Detailed description: This musical notation is for a warmup exercise in 4/4 time. It consists of four measures. The first measure has a left-hand drum (L) playing a quarter note followed by an eighth note. The second measure has a right-hand drum (R) playing a quarter note followed by an eighth note. The third measure has a left-hand drum (L) playing a quarter note followed by an eighth note. The fourth measure has a right-hand drum (R) playing a quarter note followed by an eighth note. The notes are beamed together in pairs. A double bar line with repeat dots is at the end of the fourth measure, followed by a double bar line with repeat dots and a right-hand drum (R) playing a quarter note followed by an eighth note.

14

Doublebeat Full Split

L R L R

Detailed description: This musical notation is for a warmup exercise in 4/4 time. It consists of four measures. The first measure has a left-hand drum (L) playing a quarter note followed by an eighth note. The second measure has a right-hand drum (R) playing a quarter note followed by an eighth note. The third measure has a left-hand drum (L) playing a quarter note followed by an eighth note. The fourth measure has a right-hand drum (R) playing a quarter note followed by an eighth note. The notes are beamed together in pairs. A double bar line with repeat dots is at the end of the fourth measure, followed by a double bar line with repeat dots and a right-hand drum (R) playing a quarter note followed by an eighth note.

18

16th Note Timing

L R L R L R

Detailed description: This musical notation is for a warmup exercise in 4/4 time. It consists of four measures. The first measure has a left-hand drum (L) playing a quarter note followed by an eighth note. The second measure has a right-hand drum (R) playing a quarter note followed by an eighth note. The third measure has a left-hand drum (L) playing a quarter note followed by an eighth note. The fourth measure has a right-hand drum (R) playing a quarter note followed by an eighth note. The notes are beamed together in pairs. A double bar line with repeat dots is at the end of the fourth measure, followed by a double bar line with repeat dots and a right-hand drum (R) playing a quarter note followed by an eighth note.

22

R L L R R L L R L

Detailed description: This musical notation is for a warmup exercise in 4/4 time. It consists of four measures. The first measure has a right-hand drum (R) playing a quarter note followed by an eighth note. The second measure has a left-hand drum (L) playing a quarter note followed by an eighth note. The third measure has a right-hand drum (R) playing a quarter note followed by an eighth note. The fourth measure has a left-hand drum (L) playing a quarter note followed by an eighth note. The notes are beamed together in pairs.

25

Triplet Diddle

3 3 3 3 3 3 3 3 3 3 3 3 3 3 3 3

Detailed description: This musical notation is for a warmup exercise in 4/4 time. It consists of four measures. Each measure has a triplet of eighth notes. The notes are beamed together in pairs.

29

3 3 3 3 3 3 3 3 3 3 3 3 3 3 3 3

Detailed description: This musical notation is for a warmup exercise in 4/4 time. It consists of four measures. Each measure has a triplet of eighth notes. The notes are beamed together in pairs. A double bar line with repeat dots is at the end of the fourth measure, followed by a double bar line with repeat dots and a right-hand drum (R) playing a quarter note followed by an eighth note.

WOU Drumline Cadences

Kickoff Cadence, B Cadence, Pump It Up

Ben Protheroe

Kickoff Cadence

4/4 time signature. Snare drum notation with accents (>) and beams (>>). Includes triplets of eighth notes. A box labeled 'A' is placed below the third measure.

4

B Cadence

4/4 time signature. Snare drum notation with accents (>) and beams (>>). Includes triplets of eighth notes. A box labeled 'B' is placed below the fourth measure. The dynamic marking *fp* is written below the second and third measures.

9

4/4 time signature. Snare drum notation with accents (>) and beams (>>). A box labeled 'B' is placed below the second measure.

13

Pump It Up

4/4 time signature. Snare drum notation with accents (>) and beams (>>). A box labeled 'B' is placed below the second measure.

17

4/4 time signature. Snare drum notation with accents (>) and beams (>>).

21

4/4 time signature. Snare drum notation with accents (>) and beams (>>).



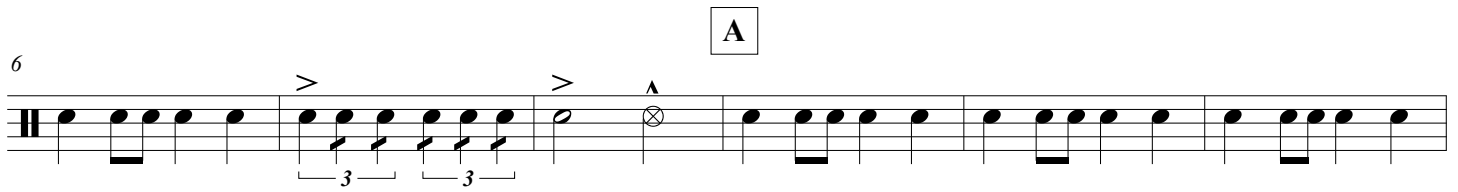
25

4/4 time signature. Snare drum notation with accents (>) and beams (>>).

Snare

Western Oregon University Fight Song

C.W. Buchanan
Ben Protheroe



SNARELINE

DOUBLEBEAT 9000

MURRAY GUSSECK (ASCAP)

$\text{♩} = 168$

SOLO - EDGE

1 TUTTI RH EDGE, LH CROSS-STICK

2 ... PING

5

8 9

11

13

16 17

18

21 CENTER

R R L R L R L R L R R R R R R/L R R R R/L R R

mp *mf*

L R

L R

L R

V.S.

DOUBLEBEAT 9000 • PG 3

57

60

TO CENTER ----- CENTER

R R L R L R L R L R L R L R L R L R L R L R L R L R L

p *ff*

62

R L R L R L R L R L L R L L R L R L L R L R L R L R L

TRADE OFF

♩ = 90

Cassidy Byars
FreeDrumlineMusic.com

A

Snare Drums
Tenor Drums
Bass Drums
Cymbals

Chk. Sld. Sld. alt.

B **C**

Snare
Tenors
Bass
Cymb.

Chk. Cr. Chk.

D **E**

Snare
Tenors
Bass
Cymb.

Cr. Chk. Cr. Chk.

LISTEN TO A RECORDING AT: WWW.FREEDRUMLINEMUSIC.COM

V2 Rocket
2

D

13 14 15 16

SD
R R l r l R L R l r l r l r l etc...

Tenors
r l r l r l r l r l r l r l r l r l r r r L R L B r l r l r l r l r l r l r l r l r l r r r L R L B

BDs
R R L L R L R L R L R R L L R L R L R L L R R L L R L R L L

Cyms.

E

17 18 visual 19 edge 20

SD
R *fp* R l r r l R l R l R l r l r l r l r l r l r l r l r l

Tenors
r l r l r l r l r l r l r l r l R r L R L r r l l (v) l R l r l R l r l r l R l r l R l r l etc... *f* *fp*

BDs
R R L L R L R L R visual *fp* R l r l r l r l r l R L L R L L

Cyms.
Chk. Cr. *f* Clk. etc... *mp*

F

21 22 23 visual 24 vertical sticking

SD
R l r L r l R l r L r l R l L l *f* R R l r l R l r l R l R l r l R *ff* R l r L R L R L [R] [L] [R]

Tenors
R l r l R l R l r l r l R l r l R l r l r l R l r l r l r l r l R l r l R l R L R R R

BDs
R L L R L L L *f* R L L R L L L R 6 r l r l r l r l r l R L R L R L R L R *ff*

Cyms.
Cr. Cr. Cr. Chk. Cr. Chk. *ff* Cr. Chk.

Listen to a recording of this cadence at: www.freedrumlinemusic.com

